































<p><b>PART NO. 1002</b></p>	<p><b>EJECTOR COMPLETE 50W (HAS A BLUE COVER) with ALU CARRY CASE</b></p>	
<p><b>PART NO. 1020</b></p>	<p><b>EJECTOR SHAFT (PACKET OF 2)</b></p>	
<p><b>PART NO. 1030</b></p>	<p><b>EJECTOR GATE CLAMP (PACKET OF 2)</b></p>	
<p><b>PART NO. 1040</b></p>	<p><b>EJECTOR BUSH CENTRE</b></p>	
<p><b>PART NO. 1050</b></p>	<p><b>EJECTOR BUSH SIDE (PACKET OF 2)</b></p>	






<p><b>PART NO. 1061</b></p>	<p><b>EJECTOR GATE ASSEMBLY FOR 19W L OR R (PACKET OF 2)</b></p>	
<p><b>PART NO. 1083</b></p>	<p><b>EJECTOR COUPLING COMPLETE ASSEMBLY LEFT</b></p>	
<p><b>PART NO. 1084</b></p>	<p><b>EJECTOR COUPLING COMPLETE ASSEMBLY RIGHT</b></p>	
<p><b>PART NO. 1085</b></p>	<p><b>EJECTOR COUPLING GRUB SCREW M4x16 (PACKET OF 10)</b></p>	
<p><b>PART NO. 1095</b></p>	<p><b>EJECTOR BRAKE ASSEMBLY</b></p>	






<p><b>PART NO. 1110</b></p>	<p><b>EJECTOR BRAKE O-RING (PACKET OF 10)</b></p>	
<p><b>PART NO. 1120</b></p>	<p><b>EJECTOR BRAKE STUDS (PACKET OF 4)</b></p>	
<p><b>PART NO. 1130</b></p>	<p><b>EJECTOR BRAKE NY-LOCK NUTS M6 (PACKET OF 10)</b></p>	
<p><b>PART NO. 1150</b></p>	<p><b>EJECTOR LIGHT GATE ASSEMBLY</b></p>	
<p><b>PART NO. 1170</b></p>	<p><b>EJECTOR SHAFT RUBBER SEAL CLAMP</b></p>	


<p><b>PART NO. 1180</b></p>	<p><b>EJECTOR TOP RUBBER SEAL CLAMP (PACKET OF 2)</b></p>	
<p><b>PART NO. 1190</b></p>	<p><b>EJECTOR TOP RUBBER BRACKET (PACKET OF 2)</b></p>	
<p><b>PART NO. 1200</b></p>	<p><b>EJECTOR SHAFT SEALING BOTTOM RUBBER FOR 19W</b></p>	
<p><b>PART NO. 1271</b></p>	<p><b>EJECTOR DRIVER PCB SHIELD (L or R)</b></p>	
<p><b>PART NO. 1285</b></p>	<p><b>EJECTOR TOP COVER DRIP PLATE</b></p>	






<p><b>PART NO. 1335</b></p>	<p><b>EJECTOR MOTOR ASSEMBLY</b></p>	
<p><b>PART NO. 1340</b></p>	<p><b>EJECTOR DRIVER PCB (44V)</b></p>	
<p><b>PART NO. 1350</b></p>	<p><b>EJECTOR DRIVER MOTHER PCB (PC 160) FOR PART #: 1340</b></p>	
<p><b>PART NO. 1360</b></p>	<p><b>EJECTOR MICRO PROCESSOR PCB (PC AVC II)</b></p>	
<p><b>PART NO. 1430</b></p>	<p><b>EJECTOR SOURIAU 19WAY MALE FLANGE MOUNT</b></p>	




<p><b>PART NO. 1440</b></p>	<p><b>EJECTOR SOURIAU 19WAY FEMALE FLANGE MOUNT</b></p>	
<p><b>PART NO. 1450</b></p>	<p><b>EJECTOR INTERLOCK MICRO-SWITCH (WITH MODIFIED LEVER)</b></p>	
<p><b>PART NO. 1490</b></p>	<p><b>EJECTOR PCB-SPACERS M3x5mm MALE/FEMALE (PACKET OF 10)</b></p>	
<p><b>PART NO. 1500</b></p>	<p><b>EJECTOR PCB-SPACERS M3x15mm MALE/MALE (PACKET OF 10)</b></p>	
<p><b>PART NO. 1510</b></p>	<p><b>EJECTOR PCB-SPACERS M3x10mm MALE/FEMALE (SAME AS 5630 &amp; 5640) (PACKET OF 10)</b></p>	

<p><b>PART NO. 1520</b></p>	<p><b>EJECTOR I/O w NOISE REJECTION (PC 115A)</b></p>	
<p><b>PART NO. 1590</b></p>	<p><b>EJECTOR ALU TRANSPORT CASE FOR 19W AND 35W</b></p>	
<p><b>PART NO. 1595</b></p>	<p><b>EJECTOR ALU TRANSPORT CASE FOR 50W</b></p>	
<p><b>PART NO. 1600</b></p>	<p><b>EJECTOR FRAME SIDE LINERS (SET OF LEFT &amp; RIGHT) FOR 19W OR 35W</b></p>	
<p><b>PART NO. 1610</b></p>	<p><b>EJECTOR ALLAN KEY 2mm LONG VERSION (PACKET OF 5)</b></p>	

<p><b>PART NO. 1630</b></p>	<p><b>EJECTOR FRAME TOP RUBBER FOR 19W (PACKET OF 2)</b></p>	
<p><b>PART NO. 1680</b></p>	<p><b>EJECTOR GATE ASSEMBLY LEFT FOR 35W (FOR EJECTOR WITH A GREEN COVER)</b></p>	
<p><b>PART NO. 1681</b></p>	<p><b>EJECTOR GATE ASSEMBLY RIGHT FOR 35W (FOR EJECTOR WITH A GREEN COVER)</b></p>	
<p><b>PART NO. 1695</b></p>	<p><b>EJECTOR FRAME CENTER BAR ASSEMBLY FOR 35W</b></p>	
<p><b>PART NO. 1700</b></p>	<p><b>EJECTOR FRAME TOP RUBBER FOR 35W</b></p>	

<p><b>PART NO. 1720</b></p>	<p><b>EJECTOR BRAKE SET-UP TOOL ASSEMBLY</b></p>	
<p><b>PART NO. 1782</b></p>	<p><b>EJECTOR FRAME 50W MOD TO 35W FRONT BAR</b></p>	
<p><b>PART NO. 1783</b></p>	<p><b>EJECTOR FRAME 50W MOD TO 35W REAR BAR</b></p>	
<p><b>PART NO. 1790</b></p>	<p><b>EJECTOR FRAME CENTRE BAR ASSEMBLY FOR 50W</b></p>	
<p><b>PART NO. 1793</b></p>	<p><b>EJECTOR FRAME SIDE LINERS (SET OF LEFT &amp; RIGHT) FOR 50W</b></p>	

<p><b>PART NO. 1795</b></p>	<p><b>EJECTOR FRAME BOTTOM RUBBER FOR 50W</b></p>	
<p><b>PART NO. 1796</b></p>	<p><b>EJECTOR FRAME TOP RUBBER FOR 50W</b></p>	
<p><b>PART NO. 1825</b></p>	<p><b>EJECTOR DRIVER CARD ASSEMBLY (30V)</b></p>	
<p><b>PART NO. 1830</b></p>	<p><b>EJECTOR DRIVER MOTHER PCB (PC 170) FOR PART #:1825</b></p>	
<p><b>PART NO. 1840</b></p>	<p><b>EJECTOR GATE ASSEMBLY LEFT FOR 50W (FOR EJECTOR WITH A BLUE COVER)</b></p>	

<p><b>PART NO. 1845</b></p>	<p><b>EJECTOR GATE ASSEMBLY RIGHT FOR 50W (FOR EJECTOR WITH A BLUE COVER)</b></p>	
<p><b>PART NO. 1870</b></p>	<p><b>EJECTOR MICROPROCESSOR EPROM (RLEJ39L)</b></p>	
<p><b>PART NO. 1871</b></p>	<p><b>EJECTOR MICROPROCESSOR EPROM (RLEJ39R)</b></p>	
<p><b>PART NO. 1890</b></p>	<p><b>EJECTOR PCB TRANSPARENT COVER ASSEMBLY</b></p>	